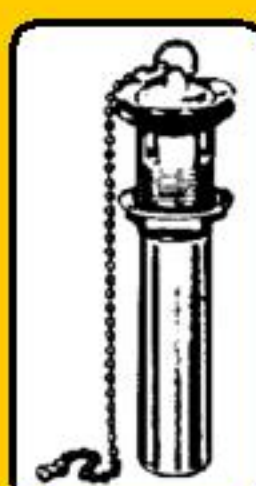


TRIPLE "S" Specialties Corp.

ONE PIECE BASIN P.O. PLUG

furnished with stopper, chain, washer and nuts.


44-01005	1 1/4" x 5"
44-01008	1 1/4" x 8"
44-01012	1 1/4" x 12"



TWO PIECE BASIN P.O. PLUG

furnished with stopper, chain, washer and nuts.

44-02005	1 1/4" x 5"
44-02008	1 1/4" x 8"
44-02012	1 1/4" x 12"



EXTENSION TUBE

rough brass

chrome plated

44-0301306	1 1/4" x 6"
44-0301308	1 1/4" x 8"
44-0301312	1 1/4" x 12"
44-0301506	1 1/2" x 6"
44-0301508	1 1/2" x 8"
44-0301512	1 1/2" x 12"

44-0351306	
44-0351308	
44-0351312	
44-0351506	
44-0351508	
44-0351512	



for PVC see page 77

REDUCING TAILPIECE

chrome plated

44-041306	1 1/4" x 6"
44-041308	1 1/4" x 8"
44-041312	1 1/4" x 12"




STRAIGHT-FLANGED TAILPIECE

rough brass

chrome plated

44-0501504	1 1/2" x 4"
44-0501506	1 1/2" x 6"
44-0501508	1 1/2" x 8"
44-0501512	1 1/2" x 12"
44-0501518	1 1/2" x 18"
44-0501524	1 1/2" x 24"

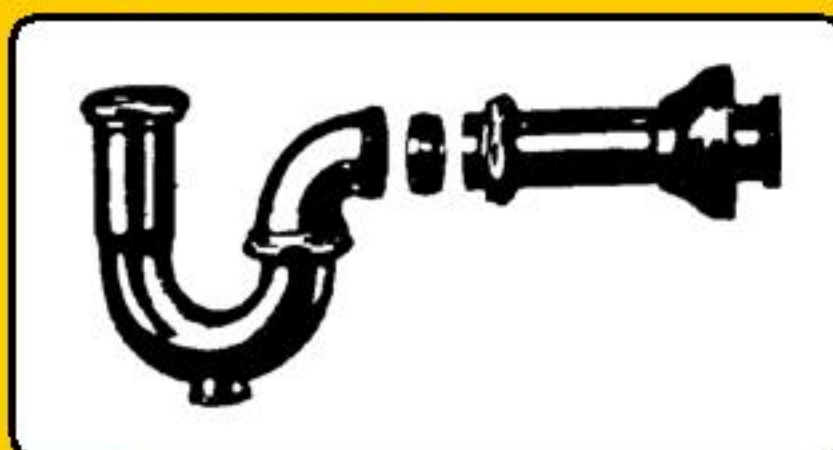
44-0551504	
44-0551506	
44-0551508	
44-0551512	
44-0551518	
44-0551524	



for PVC see page 77

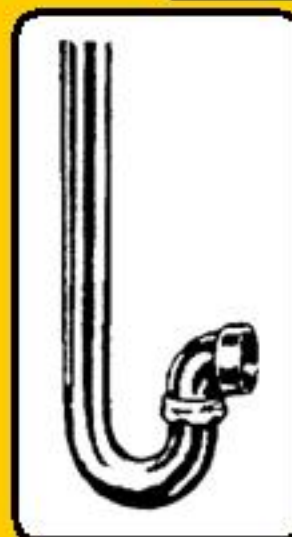
MILWAUKEE TRAP

44-06000 1 1/2" x 1 1/4" CP less cleanout



WASHING MACHINE TRAP

44-07000 1-1/2" x 25" RB



TUBING THREADED BOTH ENDS

rough brass

chrome plated

44-0901306	1-1/4 x 6
44-0901308	1-1/4 x 8
44-0901312	1-1/4 x 12
44-0901406	1-3/8 x 6
44-0901412	1-3/8 x 12
44-0901506	1-1/2 x 6
44-0901508	1-1/2 x 8
44-0901512	1-1/2 x 12

44-0951306	
44-0951308	
44-0951312	
44-0951406	
44-0951412	
44-0951506	
44-0951508	
44-0951512	



TUBULAR "J" BENDS


rough brass

chrome plated

44-101313	1-1/4 W/CO
44-101413	1-1/4 L/CO
44-101315	1-1/2 W/CO
44-101415	1-1/2 L/CO

44-102313	
44-102413	
44-102315	
44-102415	

for PVC see page 77



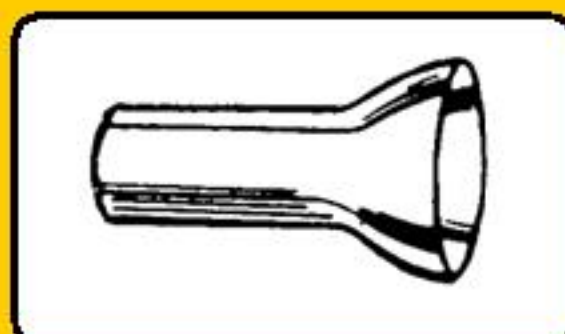
SINK FUNNELS

44-1251506	1-1/2 x 6 cp
44-1251508	1-1/2 x 8 cp
44-1251512	1-1/2 x 12 cp



CP FLANGED COVER TUBE

44-13200 2"od x 6"



WASHINGTON TRAP-CP

1-1/2 x 1-1/2

44-14000	less cleanout
44-14500	with cleanout

